

A woman in a floral dress stands under a modern pergola with a stainless steel grill and a dining table. The pergola features a slatted roof and a wooden deck. The background shows lush greenery and a clear blue sky.

InstaShade

**GRAND
DESIGNS
MAGAZINE**
APPROVED PREMIUM
PARTNER

Technic

Fact Sheet

InstaShade Technic



The Tarasola Technic is a pinnacle of bioclimatic design, merging modern aesthetics with cutting-edge functionality. Its advanced aluminum louvre roof system rotates from 0° to 135°, allowing precise control over sunlight and ventilation, adapting effortlessly to the sun's angle. Engineered for durability, it withstands winds up to 160 km/h and snow loads ranging from 120 kg/m² to an impressive 620 kg/m², depending on size. A discreet, integrated gutter system channels water through the pillars, ensuring a clean and seamless appearance.

Enhance your experience with premium upgrades, including integrated LED lighting, sliding glass panels, and roller blinds to shield against wind, rain, and harsh sunlight, enabling year-round comfort. With modular construction options, the Tarasola Technic can cover areas of any size, offering limitless possibilities for creating your dream terrace.



SMARTPHONE
CONTROL SYSTEM



AUDIO SYSTEM



AUTOMATIC
CONTROL



5 YEARS
WARRANTY



SENSORS:
WIND, RAIN, SNOW



LED LIGHT



RAL PALETTE

InstaShade Technic



Louvres Rotate From
0° to 135°



Electric Motor Controlled
By Remote Control



Water Drainage System
(Standard)



Construction Made From
Extruded Aluminium

Key Features

- Construction made from extruded aluminium.
- Electric motor control included in the price.
- Maximum wind resistance
- (with maximum dimensions) - 160 km/h.
- Multiple modular connectivity.

InstaShade Technic



Screen Zip



Audio System



Weather Sensors



Infrared Heater



Led Lighting



Glazing

InstaShade Technic



InstaShade Technic

Models



Pavillion

4 or more legged, free-standing pergola.





Gardena

A three-sided pergola designed to be attached to a building.

Colour Scheme




Construction

 9010 ST	9010ST Colour cream-white similar to RAL9010 (in set)
 9007	9007 Colour gray similar to RAL9007 (in set)
 7016 ST	7016ST Colour anthracite -metallic similar to RAL7016 (in set)

Additional Colours

	Any colour from the RAL palette (extra charge + 8%)
	Wood-like varnish (extra charge + 15%)

Louvres

 9010 ST	9010ST Colour cream-white similar to RAL9010 (in set)
 9007	9007 Colour gray similar to RAL9007 (in set)
 7016 ST	7016ST Colour anthracite -metallic similar to RAL7016 (in set)

Additional Colours

	Any colour from the RAL palette (extra charge + 8%)
	Wood-like varnish (extra charge + 15%)

InstaShade Technic

Configuration



Free Standing Pavilion



Free Standing Pavilion
With Screen Zip



Pavilion With Glazing System



Wall Mounted Gardena - Parallel Louvres



Wall Mounted Gardena - Perpendicular Louvres



Tende to the Existing Construction



InstaShade
PARASOLS